

BankNews.TV services Overview

Banknews.TV provide 4 key services. Analytics to provide detailed insight into the Canadian financial services industry; FSIM briefings and development reports, a news aggregation services providing subscribers with a daily news service to help decision makers stay on top of current events in the financial service industry; FSIM historical database comprised of years of news, reports and other related files for decision makers that need the fact and context in order to operate effectively; and consulting services, offering bespoke research an market insight.

Click here for multimedia presentation: [URL here](#)

Analytics Overview/Instructions

BankNews.TV introduce Canadian bank analytic reports. These reports offer over 22 metrics from net interest margin to capital adequacy ratios. The data goes back 20 years and offers several ways to slice and dice the data: from bar charts to line charts.

All amounts in millions of dollars

The screenshot shows the analytics interface with four main sections: 'Choose criteria', 'Choose chart type', 'Choose Fi or Fis', and 'Choose time frame'. The 'Choose criteria' dropdown is open, showing a list of 22 metrics. 'Assets Distribution (Pie Chart)' is highlighted. The 'Choose chart type' dropdown is set to 'Bar chart'. The 'Choose Fi or Fis' dropdown is set to 'Select a Bank'. The 'Choose time frame' dropdown is set to 'Select a transaction date'. A pie chart is visible on the right side of the interface, showing the asset distribution for all domestic Canadian banks over time. The pie chart is divided into six categories: security (9%), deposit (27.9%), Loan (12.8%), Mortgage (47.3%), Fixed (0%), Insurance (0%), and Others (0%).

Image 1, report types

At right, you can see a sample pie chart for all domestic banks asset distribution over the years indicated

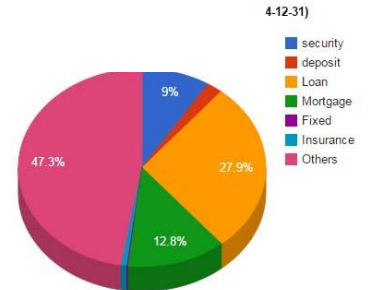


Chart 1, asset distribution for all domestic Canadian banks over time

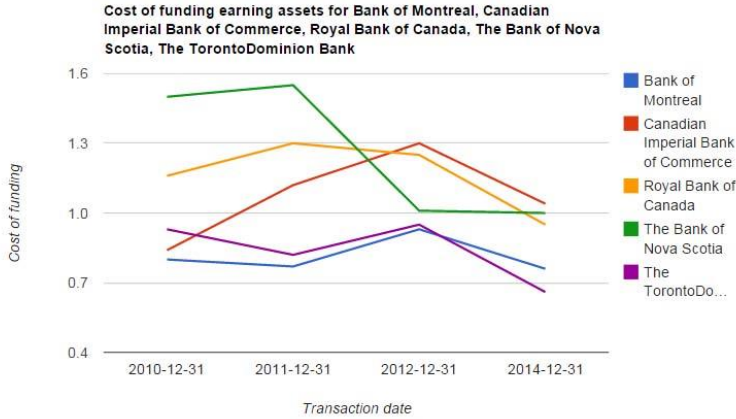


Chart 2, cost of funding earning assets for large Canadian banks over time

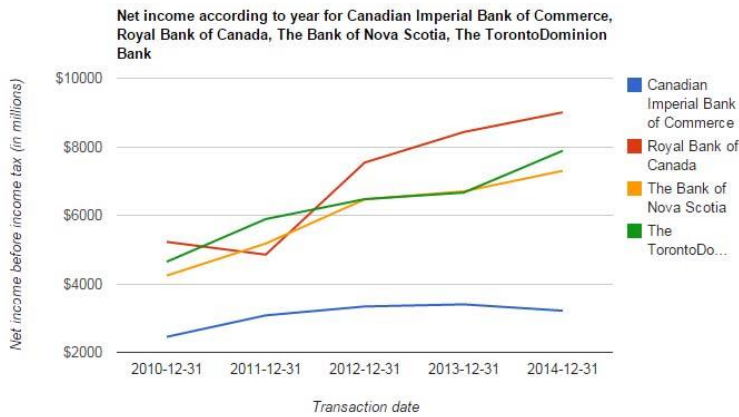


Chart 3, net income large Canadian banks

FSIM Reports

- Access news according to category going back 20 years;
- Search by date, category, and even enter search terms. Access over 22 feeds and publications, syndicated news and much more;
- Detailed analysis of major news sources such as The Globe and Mail, Financial Post, CBC and is also drawn from a variety of financial/insurance news sites in Canada. Other news is mainly drawn from WSJ, NY Times, and Financial Times UK.

Combined, the publications generate a news feed that may have upwards of 200 individual items that are filtered for relevance every day.

Filtering news means breaking content into several categories, from governance and public policy to competitive issues.

1. Governance
2. Public Policy Issues
3. Attitude and Preference Issues
4. Risk Management Issues

5. Mobile Payments
6. Competitive Issues
7. Industry Conduct and Practices Issues
8. Evolving Legislative/Regulatory Issues
9. Financial Services Industry Structural Issues.

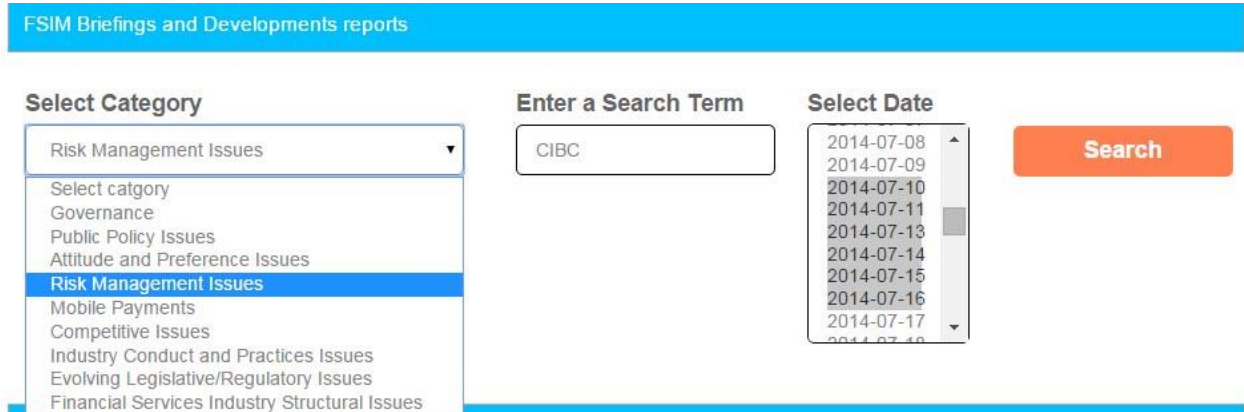


Image 1, example of FSIM Research UI

Click the link below to see an example of a detailed enhanced FSIM Developments report:

<http://www.banknews.tv/docs/co2.pdf>

Enhanced Reports

Click the link below to see an example of how the FSIM reports can be used in conjunction with BankNews.TV analytics to build knowledge and understand the financial services market:

<http://www.banknews.tv/fullreport.php>

Bespoke research and insight

Click the link below to see an example of how BankNews.TV can produce bespoke research and material. In this case for payments, loyalty and credit card operations:

<http://www.banknews.tv/docs/booksample.pdf>

To Subscribe

To subscribe to any of BankNews.TV services follow the link below:

<http://www.banknews.tv/amember/signup>